

Work Related Road Safety

National Safe Work Month - October 2024

Key Work Health and Safety Statistics 2023

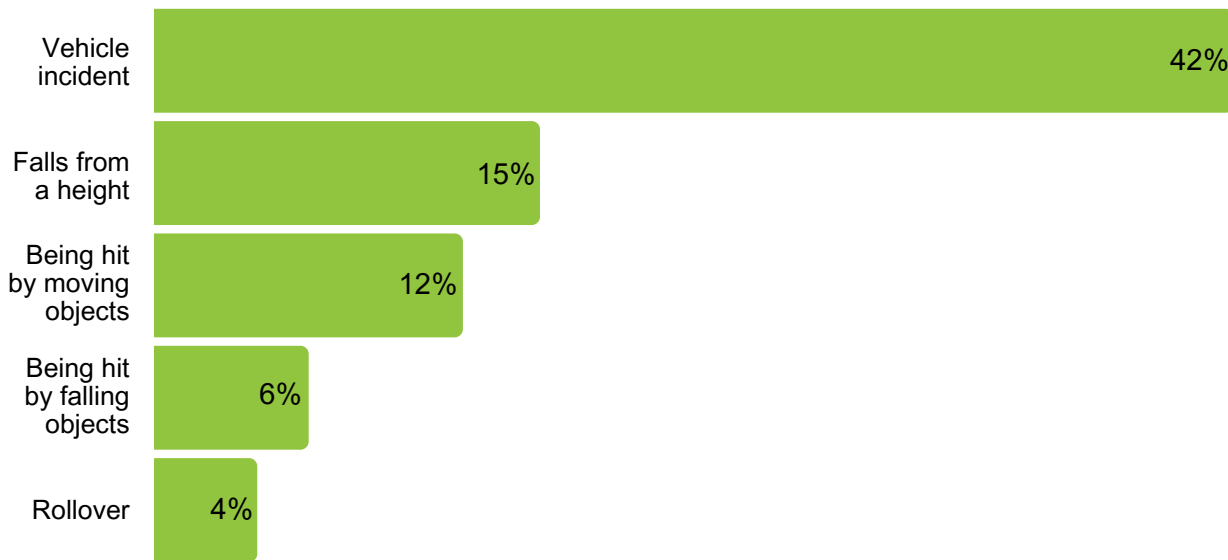
Over the past 10 years, there have been more than 1,880 traumatic injury fatalities in Australian workplaces, and over 1,165,100 workers have made a serious workers' compensation claim involving more than one week of working time lost.

All workers have the right to a healthy and safe working environment, yet work-related injuries and illnesses can occur in any industry or occupation, and the impacts are felt by us all – workers, their families and the community.

200 worker fatalities in 2023

84 were the result of **vehicle incident** a **3.7% increase** from 2022 (81)

Worker Fatalities by Mechanism 2023



Vehicle incidents continue to account for the largest proportion of worker fatalities (42%; 84 fatalities).

Vehicle incident includes incidents where an occupant of a vehicle is killed following a collision with another vehicle or a stationary object. Vehicles include not only road vehicles such as cars and trucks, but also machines such as aircraft, boats, loaders, tractors and quad bikes. Being hit by moving objects includes fatalities involving workers on foot being hit by vehicles, as well as being hit by other moving equipment or objects.


Data source: Key Work Health and Safety Statistics Australia 2024 Report, Safe Work Australia

Rural Road Safety on Farms


Despite being less populated areas, almost two thirds (64%) of fatalities recorded last year (811 deaths) occurred on regional roads.

In 2023, there were 32 fatalities and 122 non-fatal injuries reported on Australian farms.

2023 Farm Fatalities



2023 Farm Injuries



Data source: BITRE as at June 2024 & Safer Farms 2024 Trend Report, Farmsafe Australia


Work Related Road Safety

National Safe Work Month - October 2024

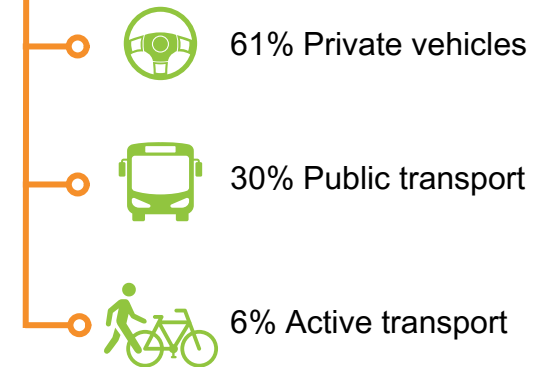
Getting to Work

Australians are travelling to work an average of 3.9 days per week. 68% expect their commuting routines to remain similar in the coming year with 22% expecting to travel more, while 7% expect to travel less.

Average days travelled to / for work, by occupation



How people travel to / for work:



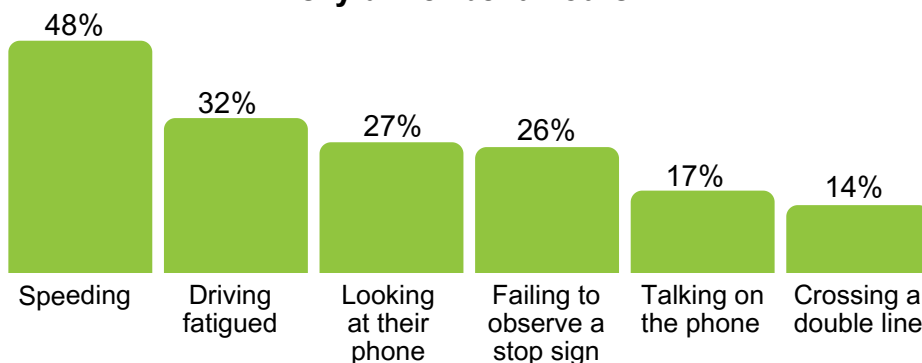
Data source: Urban Mobility Trends Industry Report - August 2024 Edition, Transurban

ARSF Research - Risky road use and road safety education

The Australian Road Safety Foundation (ARSF) has released new data suggesting that a focus on individual behaviour can dramatically drive down road trauma.

The alarming research shows that more than half (54%) of the Australian population admits to taking risks on and around the road. Distraction is causing an issue for more than 7 in 10 (71%) of drivers and more than 5 in 10 pedestrians (53%).

Risky driver behaviours



More than two-thirds (68%) of Australian drivers admit to breaking road laws, with 4 in 10 (42%) drivers committing an offence at least monthly.

The top three road laws broken by drivers included speeding (48%), driving fatigued (32%) and using a mobile phone (27%).

Road safety education can make a difference

In a positive sign of hope for curbing this upward trend in fatalities, the research indicated the power of heightened road safety awareness has on individual behaviour.

According to the research, 8 in 10 Australians say road safety messages have had a positive impact on their behaviour.

Even just being confronted by the road toll numbers inspired 3 in 4 (75%) Australians to think or act more responsibly.

- 8 in 10 Australians say road safety messages have had a positive impact on their behaviour
- 49% believe these messages leave a lasting impact on their behaviour
- 33% believe it's improved their behaviour at least short-term

Research conducted by Pure Profile on behalf of Australian Road Safety Foundation between 12-27 March 2024 with a sample size of n=1513 adults aged 18+ years